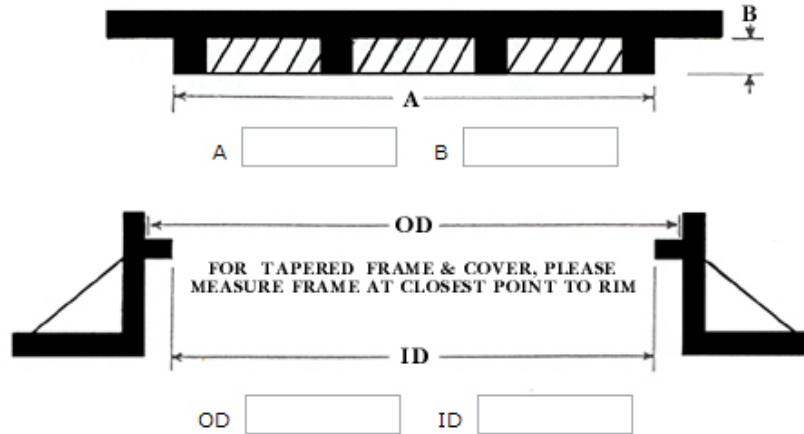


Wolverine Manhole Odor Insert Filter Measurement Sheet

NOTE: The following measurements are required prior to ordering the Wolverine Brand Manhole Odor Insert. For your convenience they can be entered during the online ordering process or simply complete this form, fax us the information and we will process your order.




PLEASE CHECK THE COVER DESIGN - OR CASTING NUMBER (if known)

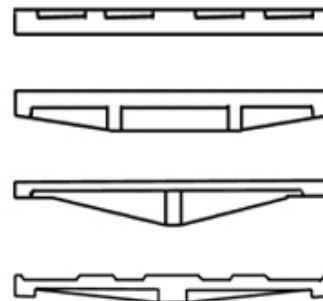
Casting # Quantity
 Manufacturer desired



"A" Measurement is the diameter between these two points. (NOT THE OVERALL DIAMETER OF THE COVER)



"B" Measurement is found between these two points (NOT THE OVERALL THICKNESS OF THE COVER)



I certify that the above measurements are accurate and correct. I understand that all sales of odor inserts and inflow protectors are final.

Signature: _____ Print Name: _____